

# Armlock® 291

## External Magnet



The Adams Rite Door magnet range are surface mounted direct pull magnets that are used as part of an access control system for electric locking applications.

To facilitate remote access and exit control of any external gate/barrier.




## Key Benefits

- **Maintains a magnetic holding force of at least 540kg (1190lbs)**
- **Offers durability and low maintenance**
- **Compact case size and clean aesthetic**
- **Independently tested to achieve an ingress protection rating of IP67**
- **Built in voltage spike suppressor**
- **User selectable dual voltage - 12 or 24vDC**
- **Reed switches monitoring as standard**
- **Dual fixing positions to suit both side and face fix applications**
- **Suitable for use on aluminium, timber and steel doors**

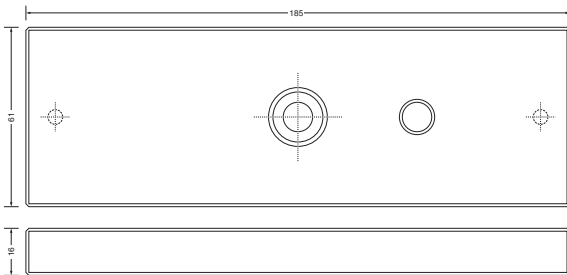
## Related Hardware

RiteKey Keypad ~ Power Supply Unit

## Dimensions




### Armature Plate



## Specifications

<b>Magnet:</b>	220mm x 63mm x 41mm.
<b>Armature:</b>	185mm x 61mm x 16mm.
<b>Nominal Holding Force:</b>	540kg (1190lbs).
<b>Supply Voltage:</b>	12 or 24vDC ( $\pm 15\%$ ). Dual coil.
<b>Nominal Current:</b>	500mA @ 12vDC, 250mA @ 24vDC. Built-in voltage spike suppressor.
<b>Monitoring:</b>	Reed switch.
<b>Door Gap:</b>	Maximum 3mm (1/8").
<b>Positioning:</b>	Side and face fix application.
<b>Magnet Housing:</b>	Stainless steel.
<b>Cable Length:</b>	1m.
<b>IP Rating:</b>	Independently tested, rated IP67 (assuming that wiring is protected by conduit and connector).
<b>Note:</b>	To achieve immediate release, it is important that the release switch breaks the circuit on the positive supply to the magnet.



## Ordering Codes

- 291-005** Surface mounted external magnet, 12/24vDC, monitored, suitable for face or side fix application. Rated IP67.  
**291-800** 'Z' bracket kit, SAA finish.