

# MS<sup>®</sup>1848 and 5015

## Deadlocks and Accessories

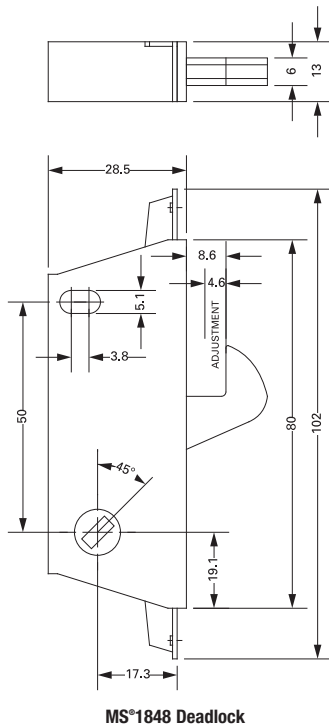
The Adams Rite MS<sup>®</sup> 1848 and 5015 Deadlock & accessories are designed to fit within very narrow stile sliding door stiles without compromising the high degree of security needed by these doors.



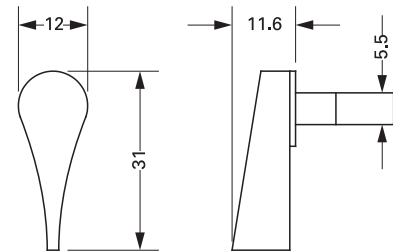
## Key Benefits

- **Suitable for use on aluminium and timber doors.**
- **Bolt can be adjusted by 4.5mm to compensate for door and frame mis-alignment.**
- **Used with 4808 strike plate to prevent attempts to lift the door.**
- **Range of turns and 8346 cylinder to provide flexibility of operation.**
- **Self latching version will retract immediately on contact with strike to prevent damage.**
- **Adjustability:** A full 4.6mm lengthening or shortening of bolt projection can be made by turning an exposed screw in the face of the lock. This can compensate for a considerable misalignment between door and jamb.
- **Anti-Lifting:** The 3 ply laminated stainless steel hookbolt is designed to withstand approximately ton of the force vertically or horizontally, thus protecting against jamb/door attack.

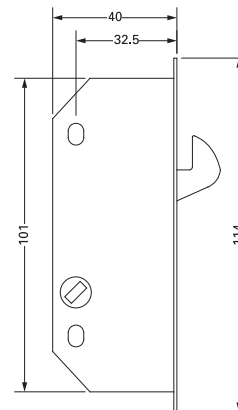
## Dimensions



23-0076-130 with 8346-01 Cylinder,  
for use with MS®1848 Deadlock



1000-01-14-682 Aluminium Turn



**5015 Deadlock**  
(Equivalent to MS®1848 for  
timber installations).

**Note:** Uses different block and  
turn, see ordering below.

## Ordering Codes

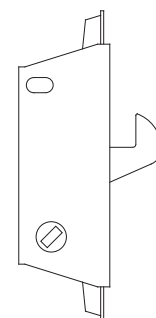
### Lock Bodies

<b>1848-29</b>	MS®1848-29 Deadlock
<b>1848-11</b>	MS®1848-11 Deadlock (Self latching)
<b>1000-01-14-682</b>	Aluminium Turn for inside of patio sliding door, for use with MS®1848 Deadlocks
<b>1000-01-21-682</b>	Aluminium Turn for inside of patio sliding door, for use with MS®1848 Deadlocks
<b>23-0076-130</b>	4024 Block only for patio sliding door (requires 8346-01). Fixes to pull handle
<b>23-0064-23-130</b>	4025 Block only for patio sliding door (requires 8346-01). Fixes direct to door
<b>8346-01</b>	KD Cylinder (order with above 4024 & 4025 Blocks)
<b>5015</b>	5015 Deadlock for patio sliding door (for timber installations)
<b>4808-01-603</b>	Strike for patio sliding door, for use with 5015 Deadlock
<b>1015-11-32-130</b>	Aluminium Turn for use with 5015 Deadlock (requires Back Plate)
<b>1016-130</b>	Back Plate for 1015 Turn (order with above Turn)
<b>4026-130</b>	Block only for patio sliding door (requires 8346-01, see above)

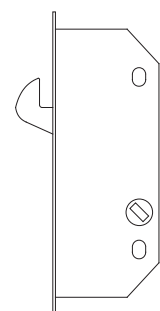
**Note:** The codes list the most popular variations; for additional models

## Specifications

<b>Overall Case Size:</b>	102mm x 13mm x 28.5mm (MS®1848) 114mm x 15.5mm x 40.5mm (5015).
<b>Case:</b>	Zinc Plated Steel.
<b>Anti-Lift Bolt:</b>	3-Ply Laminated Stainless Steel.
<b>Forend:</b>	Square or full radiused ends (MS®1848) Radiused ends (5015).
<b>Operation:</b>	Standard bored cylinder (with pull) or 1000 Series Turn.
<b>MS®1848 Latch Version:</b>	Spring-loaded hookbolt for automatic latching. Other specifications as for deadlock.



MS®1848 Deadlock



5015 Deadlock