

MS[®]1848 and 5015

Deadlocks and Accessories

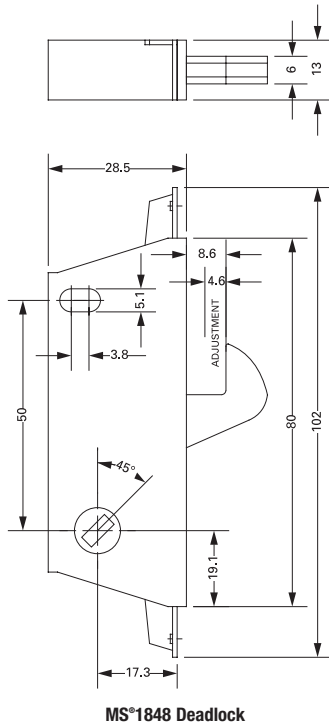
The Adams Rite MS[®] 1848 and 5015 Deadlock & accessories are designed to fit within very narrow stile sliding door stiles without compromising the high degree of security needed by these doors.



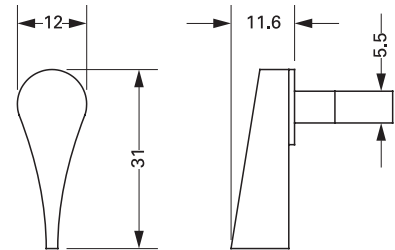
Key Benefits

- Suitable for use on aluminium and timber doors.
- Bolt can be adjusted by 4.5mm to compensate for door and frame mis-alignment.
- Used with 4808 strike plate to prevent attempts to lift the door.
- Range of turns and 8346 cylinder to provide flexibility of operation.
- Self latching version will retract immediately on contact with strike to prevent damage.
- **Adjustability:** A full 4.6mm lengthening or shortening of bolt projection can be made by turning an exposed screw in the face of the lock. This can compensate for a considerable misalignment between door and jamb.
- **Anti-Lifting:** The 3 ply laminated stainless steel hookbolt is designed to withstand approximately ton of the force vertically or horizontally, thus protecting against jamb/door attack.

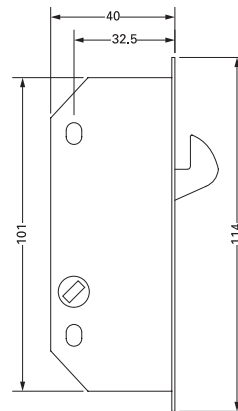
Dimensions



23-0076-130 with 8346-01 Cylinder,
for use with MS®1848 Deadlock



1000-01-14-682 Aluminium Turn



5015 Deadlock
(Equivalent to MS®1848 for
timber installations).

Note: Uses different block and
turn, see ordering below.

Ordering Codes

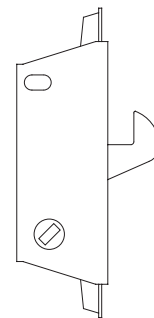
Lock Bodies

1848-29	MS®1848-29 Deadlock
1848-11	MS®1848-11 Deadlock (Self latching)
1000-01-14-682	Aluminium Turn for inside of patio sliding door, for use with MS®1848 Deadlocks
1000-01-21-682	Aluminium Turn for inside of patio sliding door, for use with MS®1848 Deadlocks
23-0076-130	4024 Block only for patio sliding door (requires 8346-01). Fixes to pull handle
23-0064-23-130	4025 Block only for patio sliding door (requires 8346-01). Fixes direct to door
8346-01	KD Cylinder (order with above 4024 & 4025 Blocks)
5015	5015 Deadlock for patio sliding door (for timber installations)
4808-01-603	Strike for patio sliding door, for use with 5015 Deadlock
1015-11-32-130	Aluminium Turn for use with 5015 Deadlock (requires Back Plate)
1016-130	Back Plate for 1015 Turn (order with above Turn)
4026-130	Block only for patio sliding door (requires 8346-01, see above)

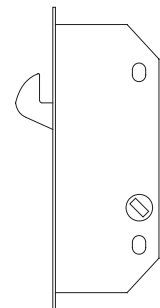
Note: The codes list the most popular variations; for additional models

Specifications

Overall Case Size:	102mm x 13mm x 28.5mm (MS®1848) 114mm x 15.5mm x 40.5mm (5015).
Case:	Zinc Plated Steel.
Anti-Lift Bolt:	3-Ply Laminated Stainless Steel.
Forend:	Square or full radiused ends (MS®1848) Radiused ends (5015).
Operation:	Standard bored cylinder (with pull) or 1000 Series Turn.
MS®1848 Latch Version:	Spring-loaded hookbolt for automatic latching. Other specifications as for deadlock.



MS®1848 Deadlock



5015 Deadlock