

Accessories

'L' & 'Z' Brackets for Armlock® 261 & 262

A T S



Function

Adjustable 'L' Bracket: Suits typical outward opening door applications where there is not sufficient space to fit the magnet to the head of the door frame.

'L' & 'Z' Brackets: For conversion of Armlock® 260 Series magnets to inward opening door applications, the 'L' & 'Z' bracket kit consists of a standard 'L' bracket and two separate fully-adjustable plates which form the 'Z' bracket.

Rim Armature Housing: For situations where it is preferable not to drill a hole right through the door for the armature bolt (such as fire doors), the rim housing enables the armature plate to be mounted on the surface of the door.

Specifications

Adjustable 'L' Bracket:

Dimensions: 30mm x 250mm x 48mm.

Material: Aluminium.

'L' & 'Z' Brackets:

Dimensions: 30mm x 250mm x 48mm
(Adjustable and standard 'L' brackets).

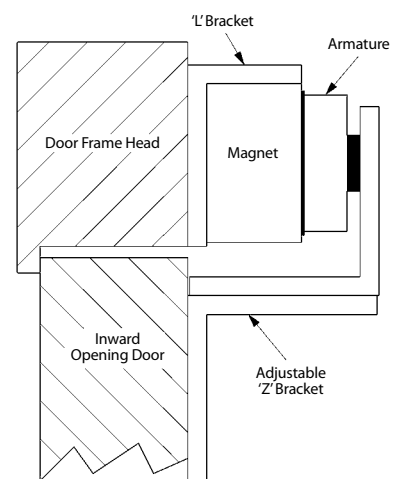
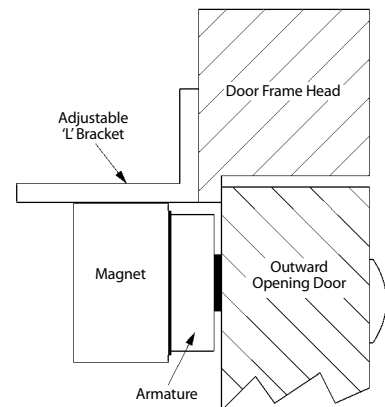
50mm x 160mm x 50mm
(Adjustable brackets).

Material: Aluminium.

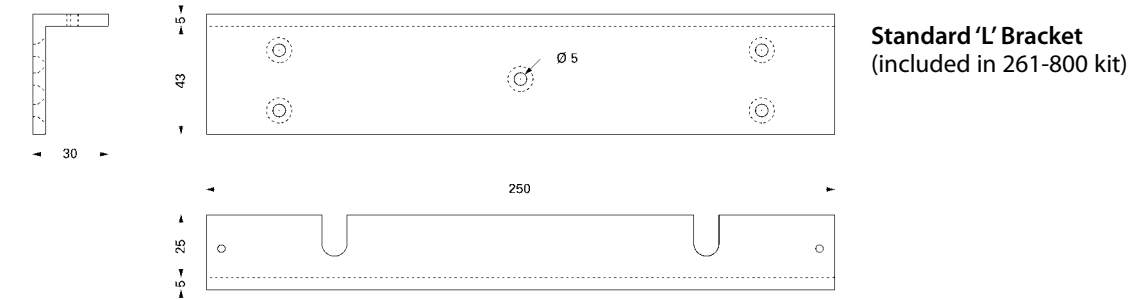
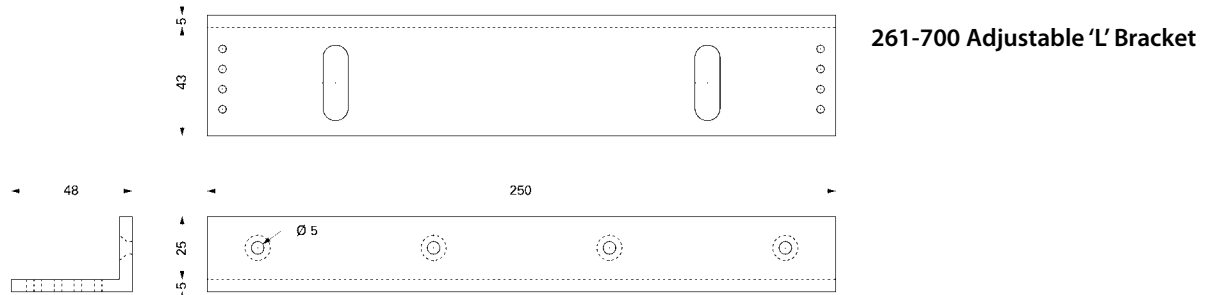
Rim Armature Housing:

Dimensions: 55mm x 175mm x 15mm.

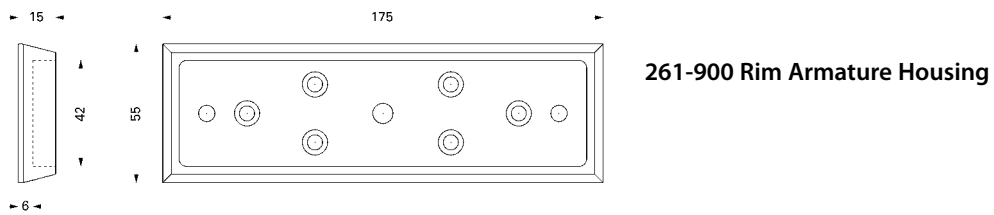
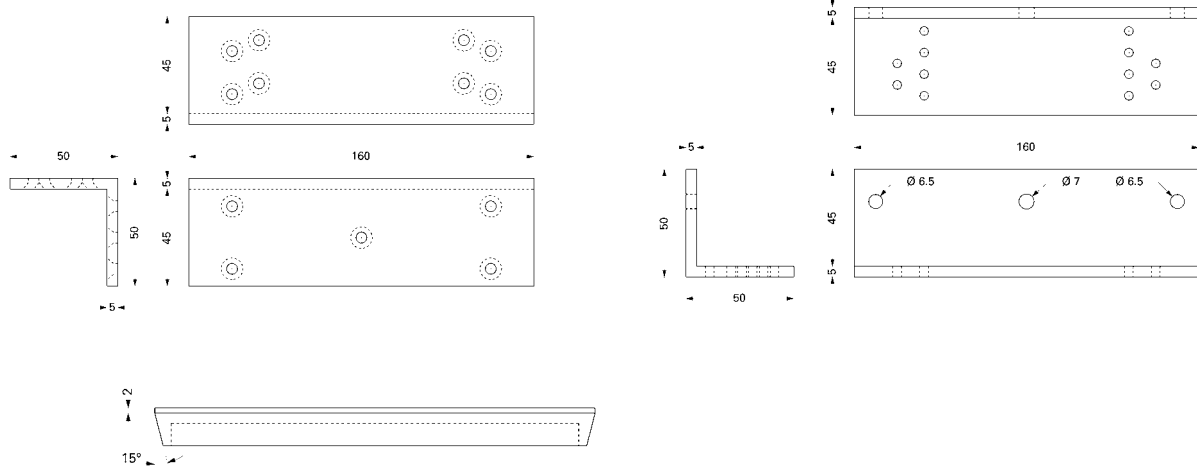
Material: Aluminium.



Dimensions



Adjustable Brackets (included in 261-800 kit)



Ordering Codes

- 261-700 Adjustable 'L' bracket, SAA finish
- 261-800 'L' & 'Z' bracket kit, SAA finish
- 261-900 Rim armature housing, SAA finish

Related Hardware

Armlock® 261 (p24)