



ASSA ABLOY

Technical Bulletin

Issue 1

Adams Rite Panic and Emergency Exit Devices are tested to BS EN 1125 and BS EN 179 respectively. They are also CE marked. To Achieve compliance to these standards the products are tested as a package ie locking mechanism, operator and strike plate. Therefore Panic and Emergency Exit Devices must be fitted as a package to maintain compliance when used in an application.

Adams Rite supply a range of ramp jaw strikes that must be fitted with a latch when compliance with BS EN 1125 and 179 is required. As both these standards have been recently reviewed and republished this is a good opportunity to remind you of the requirements.

Product Matrix

| Strike | 8360 | 8460 | 8461 | 7108 | 7128 |
|-----------------------|------|------|------|------|------|
| Product | | | | | |
| 930 Panic Exit Device | ✓ | | | | ✓ |
| 940 Panic Exit Device | | ✓ | ✓* | ✓ | |
| 4710 Deadlatch | | | ✓ | ✓ | |
| 4720 | ✓ | | | | ✓ |
| 4750 | | | ✓ | ✓ | |
| 4910 | | ✓ | | ✓ | |

*With 24.6mm backset only




ASSA ABLOY

Ordering Codes

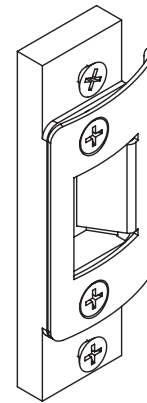
- 8460-01-630** Ramp Jaw Latch Strike, Flat, Stainless Steel (Single door frame section 45mm - 52mm).
- 8460-02-630** Ramp Jaw Latch Strike, Radius, Stainless Steel (Double doors with radius section).
- 8460-17-630** Ramp Jaw Latch Strike, Flat, Extended, Stainless Steel (to suit central mounting in flat frame section, 101.6mm (4") wide jambs).
- 8460-21-630** Ramp Jaw Latch Strike, Flat, Extended (to suit central mounting in flat frame section, 114.3mm (4 1/2") wide jambs).
- 8461-01-630** Ramp Jaw Latch Strike, Flat, Stainless Steel (Single door frame section 45mm - 52mm).
- 8461-02-630** Ramp Jaw Latch Strike, Radius, Stainless Steel (Double doors with radius section).
- 8461-17-630** Ramp Jaw Latch Strike, Flat, Extended, Stainless Steel (to suit central mounting in flat frame section, 101.6mm (4") wide jambs).
- 8461-21-630** Ramp Jaw Latch Strike, Flat, Extended (to suit central mounting in flat frame section, 114.3mm (4 1/2") wide jambs).

8460 and 8461

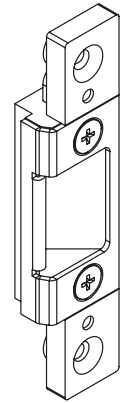
A T



8460-01-630



8460-02-630

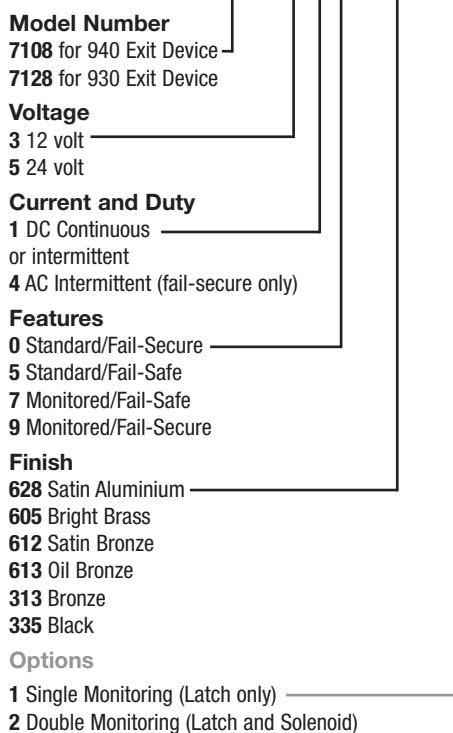


8460-08-630

Note: The 8460-07-630 Strike cannot be used with the 930 or 940 Series Exit Hardware

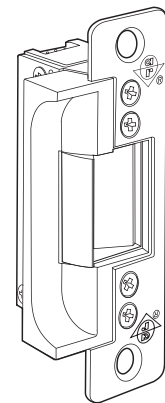
Ordering Codes Matrix

7108 - 3 1 0 - 628 - 1



7108 and 7128

A T S



7108 and 7128

Subcover Extension Codes (order separately)

| Order Code | Dimension* | Order Code | Dimension* |
|------------|----------------|------------|----------------|
| 91-0173-01 | 38.1mm (1.50") | 91-0173-08 | 60.5mm (2.38") |
| 91-0173-02 | 41.4mm (1.63") | 91-0173-09 | 63.5mm (2.50") |
| 91-0173-03 | 44.5mm (1.75") | 91-0173-10 | 66.8mm (2.63") |
| 91-0173-04 | 47.8mm (1.88") | 91-0173-11 | 69.9mm (2.75") |
| 91-0173-05 | 50.8mm (2.00") | 91-0173-12 | 73.2mm (2.88") |
| 91-0173-06 | 54.1mm (2.13") | 91-0173-13 | 76.2mm (3.00") |
| 91-0173-07 | 57.2mm (2.25") | | |

*Dimension from door centreline to jamb edge.